



SEGMENTED-TURBO BLADES



Features: Unique design of the segments allows ideal debris removal and better cooling, and provides fast cutting.
 Applications: Hard concrete, hard brick, granite, masonry.

part#	dia.	width	height	bore
S4504-080	4"	.080"(2.0mm)	8mm	20-7/8"
S4545-080	4.5"	.080"(2.0mm)	8mm	7/8"
S4505-085	5"	.085"(2.2mm)	8mm	7/8"
S4506-085	6"	.085"(2.2mm)	8mm	7/8"
S4507-095	7"	.095"(2.4mm)	8mm	7/8"
S4509-100	9"	.100"(2.6mm)	8mm	7/8"-1"


PROTECTED-TURBO BLADES



Features: The protected-turbo segments allows ideal debris removal, and provides fast cutting.
 Applications: Hard concrete, hard brick, granite, masonry.

part#	dia.	width	height	bore
S4604-080	4"	.080"(2.0mm)	8mm	20-7/8"
S4645-080	4.5"	.080"(2.0mm)	8mm	7/8"
S4605-085	5"	.085"(2.2mm)	8mm	7/8"
S4606-085	6"	.085"(2.2mm)	8mm	7/8"
S4607-095	7"	.095"(2.4mm)	8mm	7/8"
S4609-100	9"	.100"(2.6mm)	8mm	7/8"-1"


WIDE TURBO BLADES



Features: Soft bond, supreme diamond and precise tolerance control provide fast and chip-free cutting.
 Applications: Concrete, brick, block, masonry, stone.

part#	dia.	width	height	bore
S4704-080	4"	.080"(2.0mm)	8mm	20-7/8"
S4745-080	4.5"	.080"(2.0mm)	8mm	7/8"
S4705-085	5"	.085"(2.2mm)	8mm	7/8"
S4706-085	6"	.085"(2.2mm)	8mm	7/8"
S4707-095	7"	.095"(2.4mm)	8mm	7/8"
S4709-100	9"	.100"(2.6mm)	8mm	7/8"-1"

TILE & PORCELAIN BLADES



Features: The wave shaped core improves blade rigidity, reduces friction, and avoids wobbling during cutting.
 Applications: All kinds of ceramic tiles, porcelain, and marble.

part#	dia.	width	height	bore
S4804-075	4"	.075"(1.8mm)	10mm	20-7/8"
S4845-075	4.5"	.075"(1.8mm)	10mm	20-7/8"
S4805-075	5"	.075"(1.8mm)	10mm	20-7/8"
S4806-080	7"	.080"(2.0mm)	10mm	20-7/8"
S4807-080	8"	.080"(2.0mm)	10mm	20-7/8"
S4809-80	9"	.080"(2.0mm)	10mm	20-7/8"
S4810-085	10"	.085"(2.2mm)	10mm	1"-60
S4812-085	12"	.085"(2.2mm)	10mm	1"-60